

Classification, Labelling and Packaging Solutions

All Chemicals Labelled?

Every dangerous substance, or mix of substances, needs to be clearly identified, primarily to avoid injuries for customers and coworkers. All dangerous substances are listed by the European Union and are required to carry a predefined CLP-label.



What is CLP

Classification, Labelling and Packaging (CLP) of substances and mixtures is the EU Regulation 1272/2008 which is an EU-wide system for classifying and labelling chemicals. The system adopts the United Nations' Globally Harmonised System, or GHS.

- The CLP/GHS symbols were introduced in the EU on the basis of the CLP/GHS regulation (Classification, Labelling and Packaging) in January 2009.
- In the EU, it has been required since 01.12.2010 to label **chemical substances** in accordance with the regulation. As from 01.06.2015 this requirement also applies to **chemical mixtures**. In the CLP/GHS the signal words "Danger" and "Warning" must be used, in accordance with the substance.



Why does GHS matter?

Chemical import/export means big business

Globally, the production and use of chemicals is a more than 1.5 trillion € per year enterprise. Differences in the appearance of chemical labelling are usually based on regional requirements. With such an impact on the world economy, it's critical that the import and export of chemicals be made as safe and efficient as possible. The GHS standard globally helps keep workers safe and informed of chemical hazards.

Who should care about CLP/GHS?

CLP is relevant for suppliers of chemical substances and mixtures in the EU, namely for:

- manufacturers and importers of substances;
- importers of mixtures;
- downstream users of substances and mixtures, including formulators;
- distributors of substances and mixtures, including retailers.

All suppliers must ensure that their substances and mixtures are labelled and packaged in accordance with the provisions of the CLP Regulation or CLP) before they are placed on the EU market.



Label Format and SDS Elements

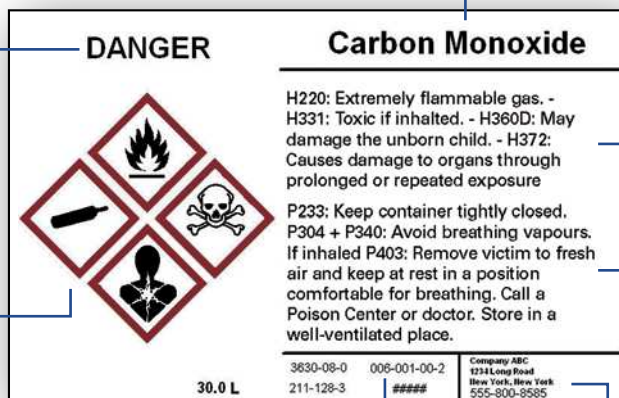
6 Label Elements

1. Signal Word:

Indicates relative severity of hazard. "Danger" is used for most severe instances, while "Warning" is less severe.

2. Symbols (Hazard Pictograms):

Convey health, physical and environmental hazard information with red diamond pictograms. May use a combination of one to six symbols.



3. Product Name or Identifiers*

4. Hazard Statements:

Phrases that describe the nature of hazardous products and associated risks if precautionary actions not taken.

5. Precautionary Statements:

Phrases that describe general preventative, response, storage or disposal precautions that are associated with each hazard statement.

6. Manufacturer Information:

Company name, address & telephone number.

16 Elements of Safety Data Sheets

Suppliers use safety data sheets (SDS) as their main tool for ensuring that enough information is communicated along the supply chain to allow safe use of their substances and mixtures.

Each SDS is required to be presented in a consistent format, including the following sections

- **Section 1: Identification** Chemical and recommended uses, and supplier contact information.
- **Section 2: Hazard(s) Identification** Hazards of chemical and the appropriate warning information.
- **Section 3: Composition/Information of Ingredients** Ingredients contained in the products.
- **Section 4: First-Aid Measures** Initial care that should be given by an untrained responder to an individual exposed to a chemical.
- **Section 5: Fire-Fighting Measures** Recommendations for fighting a fire caused by the chemical.
- **Section 6: Accidental Release Measures** Appropriate response to spills, leaks or releases, including containment and cleanup practices.
- **Section 7: Handling and Storage** Safe handling practices and conditions for safe storage of chemicals.
- **Section 8: Exposure Controls/ Personal Protection** Exposure limits, engineering controls and personal protective measures to minimize worker exposure.
- **Section 9: Physical and Chemical Properties** Physical and chemical properties associated with the substance or mixture.
- **Section 10: Stability and Reactivity** Reactivity hazards and stability information.
- **Section 11: Toxicology Information** Information regarding toxicological and health effects, or an indication that such data is unavailable.
- **Section 12: Ecological Information** Environmental impact of the chemical(s) if it were released in to the environment.
- **Section 13: Disposal Considerations** Proper disposal and recycling, or reclamation and safe handling practices.
- **Section 14: Transport Information** Classification information for shipping and transporting.
- **Section 15: Regulatory Information** Safety, health and environmental regulations specific for the product that is not indicated anywhere else on the SDS.
- **Section 16: Other Information** When the SDS was prepared or when the last known revision was made.

CLP/GHS Pictogram Symbols and Hazard Classes

The CLP/GHS symbols, also known as hazard pictograms, each serve a special purpose and are used to identify hazardous products. The pictogram symbols are commonly broken down into three hazard classes: Chemical/Physical Risk, Health Risk and Environmental Risk.

GHS05

Corrosive

(Corrosion Pictogram)

Identifies chemicals with the following hazards:

- Skin corrosion/burns
- Eye damage
- Corrosive metals



GHS04

Gas Cylinder

(Cylinder Pictogram)

Identifies chemicals with the following hazards:

- Gasses under pressure



GHS03

Oxidizing

(Flame Over Circle Pictogram)

Identifies chemicals with the following hazards:

- Oxidizers



GHS02

Flame

(Flame Pictogram)

Identifies chemicals with the following hazards:

- Flammables
- Pyrophorics
- Self-heating
- Emits flammable gas
- Self-reactives
- Organic peroxides



GHS01

Explosive

(Exploding Bomb Pictogram)

Identifies chemicals with the following hazards:

- Explosives
- Self-reactives
- Organic peroxides



GHS07

Acute Toxic

(Exclamation Mark Pictogram)

Identifies chemicals with the following hazards:

- Irritant (skin & eye)
- Skin sensitizer
- Acute toxicity (harmful)*
- Narcotic effects
- Respiratory tract infection
- Hazardous ozone layer (non mandatory)

* GHS severe toxicity symbol is used for fatal and severe toxicity.



GHS08

Health Hazard

(Health Hazard Pictogram)

Identifies chemicals with the following hazards:

- Carcinogen
- Mutagenicity
- Reproductive toxicity
- Respiratory sensitizer
- Target organ toxicity
- Aspiration toxicity



GHS06

Severe Toxic

(Skull & Cross Bones Pictogram)

Identifies chemicals with the following hazards:

- Acute toxicity (fatal or toxic)*

* GHS Acute Toxic symbol is used for less severe toxicity.



GHS09

Environmental

(Environment Pictogram)

Identifies chemicals with the following hazards:

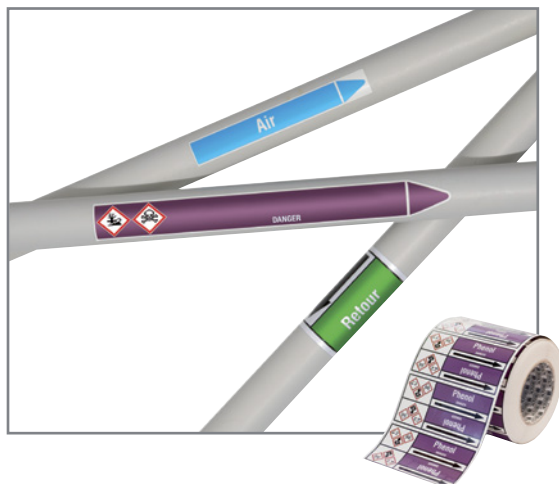
- Aquatic toxicity



Pipemarker Solutions

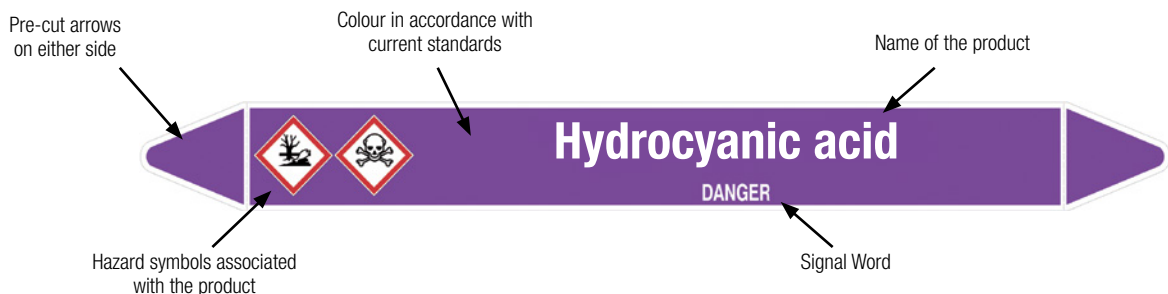
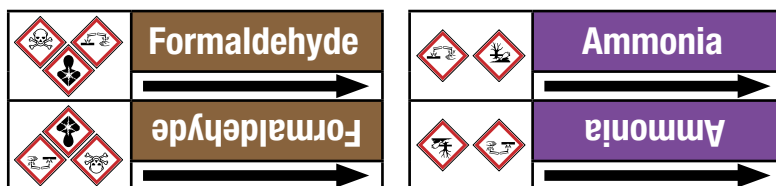
Choose your pipemarker from the widest range available!

Brady has developed pipemarkers in accordance with CLP/GHS regulations.



- High performance material for industrial environments
- Resistant to temperatures from -40°C to +120°C
- Available in multiple sizes to comply with legal requirements
- Available in numerous formats including die-cut, card, linerless, rolls and mini-markers
- Custom pipemarkers also available

Make your choice, we'll do the rest!



i Visit www.bradyeurope.com/Pipemarking for more information.

Pre-Printed Labels with CLP/GHS Symbols

Brady has a wide range of pre-printed labels to identify your chemical containers.

- High quality labels that can withstand the toughest environments
- Ultra-durable materials mean you only need to label products once in their lifetime
- Extremely weather, abrasion and chemical resistant
- Labels can withstand temperatures of -40°C to +120°C



Width x Height	Layout	GHS01	GHS02	GHS03	GHS04	GHS05	GHS06	GHS07	GHS08	GHS09
		PIC 1801	PIC 1802	PIC 1803	PIC 1804	PIC 1808	PIC 1809	PIC 1805	PIC 1807	PIC 1806
50 x 50 mm	Continuous Roll	811681	811686	811691	811696	811716	811721	811701	811711	811706
50 x 50 mm	Individual Markers on a Roll	814032	814033	814034	814035	814039	814040	814036	814038	814037
100 x 100 mm	Continuous Roll	814023	814024	814025	814026	814030	814031	814027	814029	814028
100 x 100 mm	Individual Markers on a Roll	811679	811684	811689	811694	811714	811719	811699	811709	811704

More sizes available on request.

Print your own safety signs

Safety printers enable you to print durable safety signs, pipe markers and even safe work procedures on-site and on demand. On-site identification printing capabilities eliminate the need to store various safety signs for future use. With a few consumables, you can print any sign you need, when you need it.

Brady offers specialised thermal transfer and inkjet printers to create mono-, multi and full colour safety signs and pipe markers in various sizes with durable materials for both in- and outdoor use.

Discover our safety printers!



BBP85 Label Printer



BBP37 Label Printer



S3100 Label Printer



BradyJet J2000 Colour Label Printer



BradyJet J5000 Colour Label Printer



BBP33 Label Printer




BMP71 Label Printer



Visit www.bradyeurope.com/safetyprinters for more information.

Brady Workstation CLP/GHS Labels App



Easily import SDS content to quickly create CLP/GHS labels!

The Brady Workstation CLP/GHS Labels app makes aligning with the CLP Classification, Labelling & Packaging Regulation (1272/2008) and the Globally Harmonized System of Classification and Labeling of Chemicals (GHS) amazingly simple. It features easy uploading and storing of Safety Data Sheet (SDS) information and label creation capabilities.



Visit www.bradyeurope/workstation for more information.

Brady - your complete work safety solution provider

Find out more about our extensive portfolio of safety products. Visit www.bradyeurope.com or contact your nearest Brady Distributor.



Lockout/Tagout - Effective control of hazardous energy

From audit and identification of energy control points, through procedure creation and the selection of adequate products, up to employee training and safety awareness promotion – Brady offers full support and a broad range of products to create your advanced work safety environment.



Safety Signs - Important information at the point of need

We offer more than 8,000 different signs for safety, maintenance and facility identification.

- Designed to withstand even the harshest industrial environments
- Bright colours, bold text and intuitive pictograms
- Compliant with the latest standards and regulations
- Communicates in an easily understandable and highly visible way



Pipe Markers - Easily identify pipe content and flow direction

The correct identification of pipes ensures a better insight into a building's structure. Accidents, injuries and damage can be prevented.



Sorbents - Smart spill control

Clean, fast and safe removal of oil, water and chemicals spills.

- Adsorbs 10-25 times its own weight within a few seconds
- Environmentally friendly
- Spend less time cleaning



Visual Tagging

Chemtag is designed to identify hazardous substances as defined by COSHH (Control of Substances Hazardous to Health:2002).

The Chemtag insert contains all the pertinent information specific to the risks that hazardous substances pose.



Area and Logistics Marking

Creating a totally safe work environment requires several elements, clear signage and area marking is essential but is not sufficient by itself. Brady offers a complete range of additional marking methods with a variety of applications including:

- Floor marking
- Barricade and underground tapes
- Logistics and warehouse labelling
- Photoluminescent marking
- Stands and posts
- Safety Bumpers

Brady Corporation

Our mission is to identify and protect people, products and places



COMPANY OVERVIEW

BRADY was founded in 1914 in Eau Claire, Wisconsin, as W.H. BRADY Co., and renamed BRADY Corporation in 1998. The company began selling products internationally in 1947. In 1984, BRADY went public, with stock trading on the Nasdaq Stock Market, and in 1999, moved trading of its stock to the New York Stock Exchange, where it trades under the symbol BRC. The company's global headquarters is in Milwaukee, Wisconsin.

BRADY MANUFACTURES AND MARKETS:

- products for identification and safety applications such as signs and markers, printing systems and software to produce identification products on-site and on demand
- products for wire identification, including labelling materials and tools for wire and cable marking in the electrical, datacom and telecommunication markets
- high-performance identification products, including labels and signs that remain legible and highly adhesive even in harsh environments
- products that identify people and enhance security by ensuring the right persons are in the right places at the right time

OPERATIONS – SOME FACTS:

- 6500 employees around the world
- Operations in 29 countries
- Distribution in more than 100 countries through more than 4,400 distributor partners



Africa

Randburg, South Africa
Tel.: +27 11 704 3295
Email: africa@bradycorp.com

Benelux

Zele, Belgium
Tel.: +32 (0) 52 45 78 11
Email: benelux@bradycorp.com

Central & Eastern Europe

Bratislava, Slovakia
Tel.: +421 2 3300 4800
Email: central_europe@bradycorp.com

Denmark

Odense
Tel.: +45 66 14 44 00
Email: denmark@bradycorp.com

France

Roncq
Tel.: +33 (0) 3 20 76 94 48
Email: france@bradycorp.com

Germany, Austria & Switzerland

Egelsbach, Germany
Tel.: +49 (0) 6103 7598 660
Email: germany@bradycorp.com

Hungary

Budaörs
Tel.: +36 23 500 275
Email: central_europe@bradycorp.com

Italy

Gorgonzola
Tel.: +39 02 26 00 00 22
Email: italy@bradycorp.com

Middle East FZE

Dubai, UAE
Tel.: +971 4881 2524
Email: me@bradycorp.com

Norway

Kjeller
Tel.: +47 70 13 40 00
Email: norway@bradycorp.com

Romania

Bucharest
Tel.: +40 21 202 3032
Email: central_europe@bradycorp.com

Russia

Moscow
Tel.: +7 495 269 47 87
Email: central_europe@bradycorp.com

Spain & Portugal

Madrid, Spain
Tel.: +34 900 902 993
Email: spain@bradycorp.com,
portugal@bradycorp.com

Sweden, Finland, Baltic states

Kista, Sweden
Tel.: +46 (0) 8 590 057 30
Email: sweden@bradyeurope.com

Turkey

Istanbul
Tel.: +90 212 264 02 20 / 264 02 21
Email: turkey@bradycorp.com

UK & Ireland

Banbury, UK
Tel.: +44 (0) 1295 228 288
Email: uk@bradycorp.com



To help minimise our impact on the environment, Brady limits its number of reprints. Updated versions are always available for download on www.bradyeurope.com.

Search for: **EUR-M-748-EN**

© 2018 Brady Worldwide, Inc. All Rights Reserved.

www.bradyeurope.com

Your distributor

16/11/2018